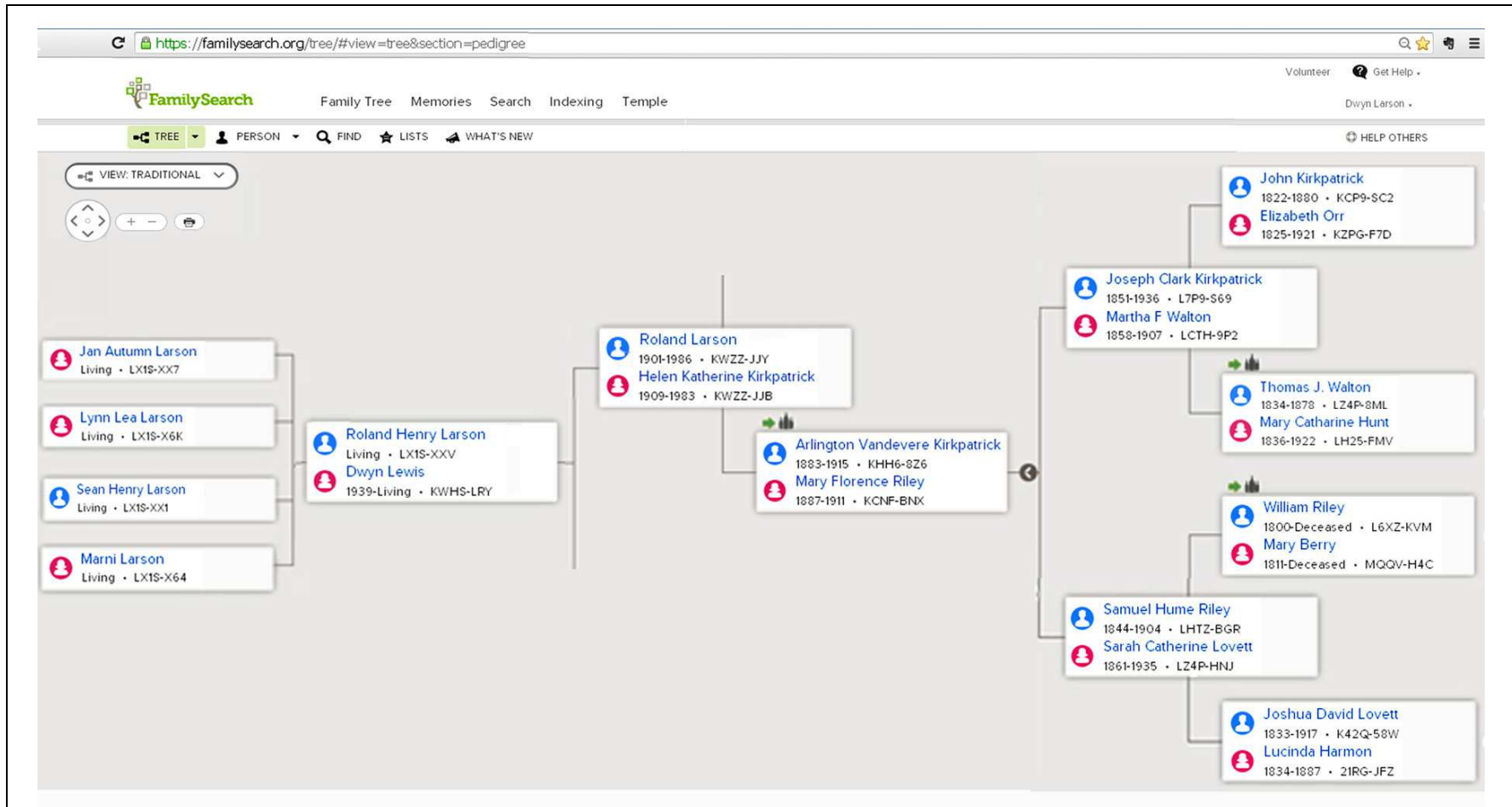


Grandma Helen's Ancestors and Their Siblings, Aunts, Uncles, Cousins, Etc.



Doing their temple work -

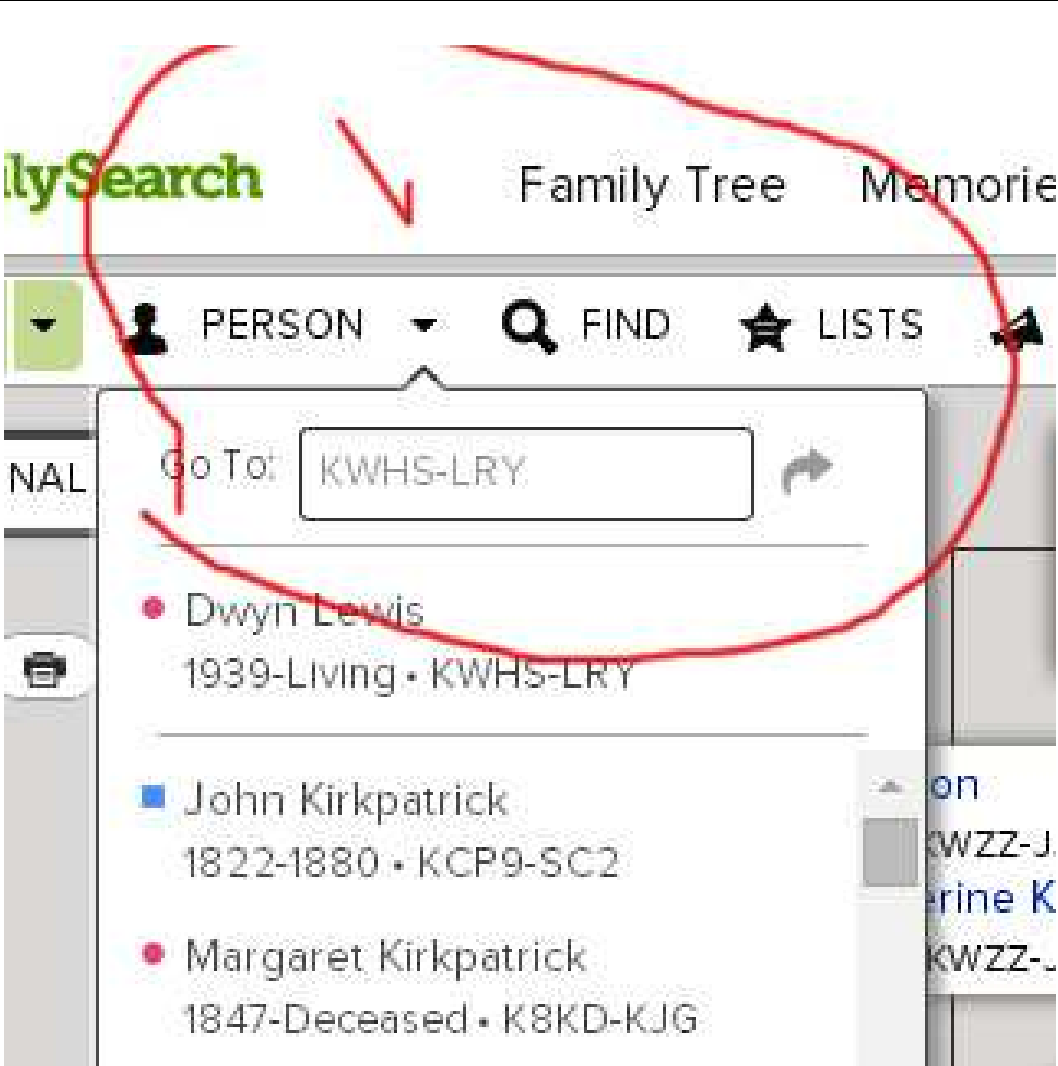
1. Searching for dates and places, saving info: written or images
2. Entering info and sources into familysearch.tree
3. Reserving names and printing requests
4. Taking their names to the temple

To save time and avoid duplicating our efforts, here are

- A. PDF lists for temple goers - who needs which ordinances and who has them already reserved.
- B. PDF lists for searchers - information already found and where to go next.
- C. Helps list: a few hints for where-to and how-to do stuff.

A Few Helpful Things to Know in Using familysearch.org/tree

...



The screenshot shows the FamilySearch website interface. At the top, there is a navigation bar with the 'FamilySearch' logo on the left and 'Family Tree' and 'Memories' on the right. Below this is a secondary navigation bar with a dropdown arrow, a person icon, the word 'PERSON', a search icon, 'FIND', a star icon, 'LISTS', and a megaphone icon. A red circle highlights the 'PERSON' dropdown arrow and the search input field below it. The search input field contains the text 'KWHS-LRY'. Below the search input, a list of search results is displayed, including 'Dwyn Lewis' (1939-Living • KWHS-LRY), 'John Kirkpatrick' (1822-1880 • KCP9-SC2), and 'Margaret Kirkpatrick' (1847-Deceased • K8KD-KJG). A red arrow points from the 'PERSON' dropdown to the search input field.

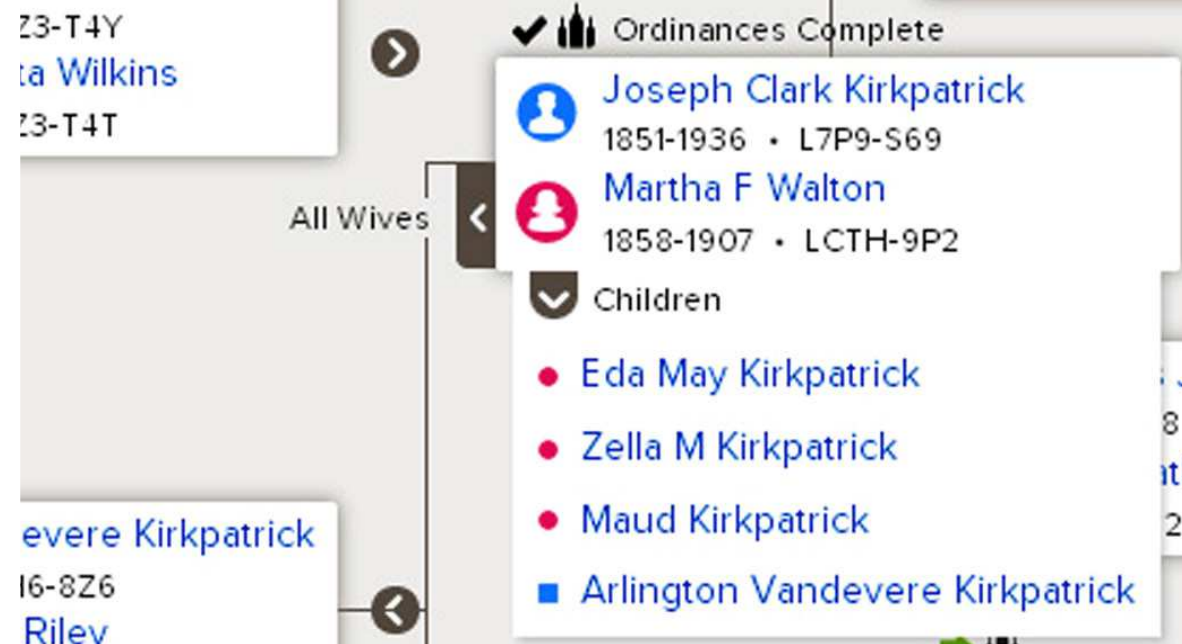
1.

Instead of following the names back through the pedigree, it's fastest to click on the arrow by 'person' and type or paste in the ID number, then hit 'enter'

...

2a.

To see children in the pedigree 'person' view hover below the couple box, click when it says children. Other wives also, to the left.



2b.

As a member of the church you can create a free account with [ancestry.com](https://www.ancestry.com). In [ancestry.com](https://www.ancestry.com) family trees there are a lot of mistakes, but also a lot of clues. You have to check everything yourself. Look at the original documents, you'll find mistakes made by the indexers but also more info.

...

3.

To request a temple ordinance go to the person's page and click the ordinance icon.



A screenshot of a person's profile page for Amanda J Walton. The profile includes a pink silhouette icon, the name "Amanda J Walton", and the dates "2 April 1866 – 21 October 1940" with the ID "L8WB-JMX". Below the name are "View Tree" and "Watch" options. A red arrow points to the "Ordinances" icon, which is a green icon of a temple. The page also shows tabs for "Details", "Memories 0", and "Ordinances". At the bottom, there are counts for "Sources 5", "Discussions 0", and "Notes 0".

...

4.

This is Cassie Kirkpatrick's temple page. Before she can be sealed to Thomas Bates there needs to be more information added to his page to connect him to a time and place as well as to her and their children.

After that's done this is the page to request the ordinance, print it out and take it to the temple to exchange for a card to carry with you during a session.



Cassie Kirkpatrick

4 August 1869 – 8 January 1952 • KHDN-XTD

Details

Memories **0**

Ordinances

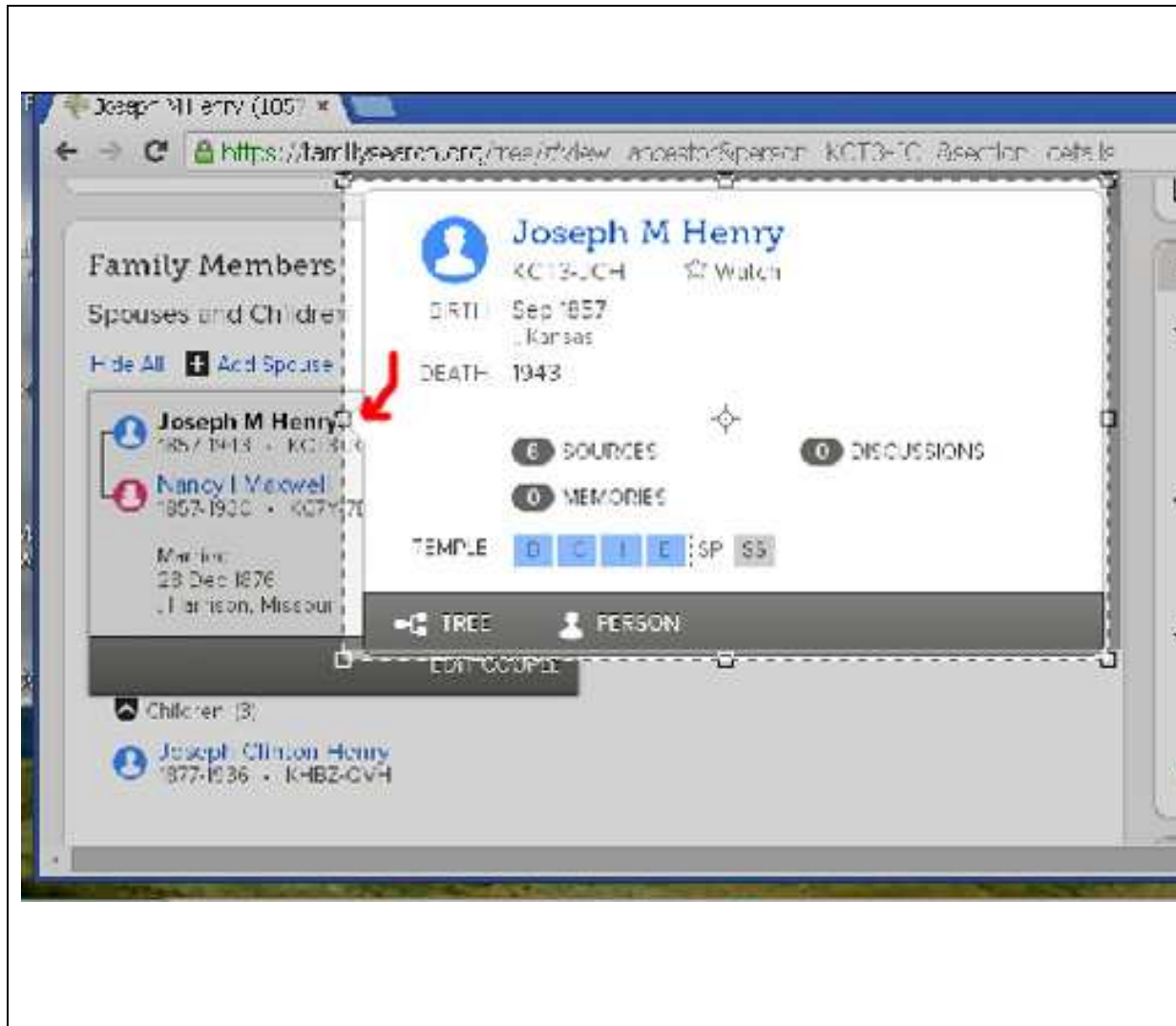


Needs Information

ORDINANCE	STATUS
B Baptism	Completed 4 January 1964
C Confirmation	Completed 4 January 1964
I Initiatory	Completed Mesa Arizona Temple
E Endowment	Completed 21 March 1964 Mesa Arizona Temple
SP Sealing to Parents	Completed 25 April 1968 Mesa Arizona Temple
SS Sealing to Spouse	Needs More Information <ul style="list-style-type: none"> This person's record needs a standardized place in a birth, christening, death, burial, cremation, or marriage event.

- John Kirkpatrick
KCP9-SC2
- Elizabeth Orr
KZPG-F7D

- Thomas B. Bates
K42V-56K



5.

In the pedigree 'person' view click on a name: a card appears with a summary of that person. On the bottom of that card you can click on 'person' to go to their page.

6.

On the bottom of that card you can click on 'person' to go to their page.

if that's slow - go to arrow by "person" at upper part of page and type or paste in their ID number

The screenshot shows the FamilySearch website interface. At the top, there are navigation links for 'Family Tree', 'Memories', 'Search', 'Indexing', and 'Templ'. Below this is a search bar with 'TREE' selected and 'PERSON' highlighted. A search filter is set to 'FIND'. A dropdown menu is open, showing a list of names including John Kirkpatrick (1822-1880), Elizabeth Orr (1825-1921), Thomas Kirkpatrick, Martha Kirkpatrick, Charles Sumner Kirkpatrick, Frank Kirkpatrick, Juliet Kirkpatrick, Mary Matilda Kirkpatrick, Cassie Kirkpatrick, and William Riley (1800-Deceased). A red arrow points to the 'PERSON' button in the top navigation bar. A red box is overlaid on the page with the text: 'To check temple work: Click a name and a card appears - hover over ordinances to see if they are reserved or need info. Gray = work is done.'

7

RootsSearch Extension in Chrome is a great tool. Your ward or stake family history consultant can probably show you how to set it up and use it. Saves a lot of typing time in adding sources that you find.

Or you can try it yourself: 3 menu bars = at top right> settings> extensions> chrome apps> type rootssearch in search box at top left > enable

It will show icon in a few minutes.

Other times it might not show but you can click where it should be and it will work.

view=ancestor&person=K8XT-CCN


RootsSearch

First Name	Last Name	Ancestry
William P.	Kirkpatrick	Archives
Birth Date	Birth Place	BillionGraves
7 July 1846	Guernsey, Guernse...	FamilySearch
Death Date	Death Place	Find-A-Grave
		Geni
Spouse First Name	Spouse Last Name	WeRelate
Father First Name	Father Last Name	
John	Kirkpatrick	
Mother First Name	Mother Last Name	
Elizabeth	Carr	

Feedback

1938


..



William P. Kirkpatrick

7 July 1846 – Deceased • K8XT-CCN

[View Tree](#) [Watch](#)

Details Memories **0** Ordinances 

Vitals | Other | Family | Sources **0** | Discussions **0** |

Life Sketch

Open

Vital Information



Close

[Open Details](#)

Name
William P. Kirkpatrick

Gender
Male

RECORD HINTS

-  [William P Kirkpatrick](#)
United States National
Homes for Disabled
Volunteer Soldiers, 1866-
1938
-  [William P Kirkpatrick](#)
United States National
Homes for Disabled
Volunteer Soldiers, 1866-
1938

for ednot click tab not

8.

If you want to see the possible source (record hint at right side) in a separate window or new tab - hold down the control key as you click on the source. This way you can look back and forth. You might need to see dates to enter, etc.